



Teaching Strategies for the Digital Age Classroom

Send your own tip or strategy to 21things4students@remc.org

This Collection of strategies collected and presented by Carolyn McCarthy, for REMC.org



Discussion+Reflection+Sharing - Bell Ringers - I do/You do/We do –
Timers – Tips for Sanity – Partners – Groups - Lost



Critical Discussion, Reflection, Sharing



- Tech Sharing and discussion time
 - for a short block of time each week, at the end of the period, or during identified class times
- Ask students to share new things they have learned with classmates
- Reflect on what went well, what could be improved next time, actions and ideas to implement
- Have students explain how and when they followed legal and ethical standards of use with examples (cited source, checked the source...)
- Have students share how to be appropriate in online 'social' use, in and out of the school setting, could even role play it out


Bell Ringers



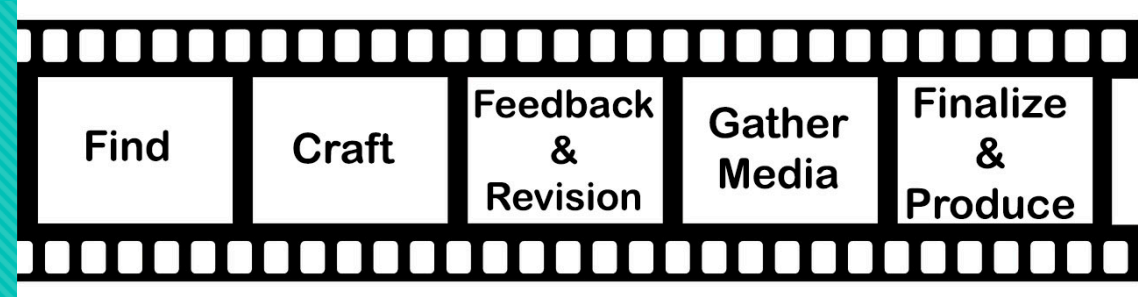
- Engage Learners with [ESL library Bell-Ringers](#)
- Typing Practice for the first 10 minutes while you take attendance, etc.
- [Beginning Keyboarding \(includes Typing.com\)](#)
- [Typingtest.com](#)
- [Typing Games](#)



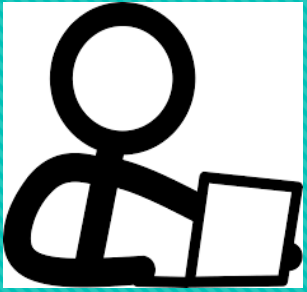
Typing Rocket



Screencast tutorials




- Create your own short (2 – 4 minute) screencast instructions that demonstrate the steps
- Give students an option of creating screencast tutorials for classmates
- [Screencasting](#) resources, tips, and tutorials using FREE applications
 - [Screencast-O-Matic](#)
 - [Screencastify](#) for the Chrome Browser
 - [Explain Everything app](#)
- [21Things Digital Storytelling set of Quests](#)



I do

We do




You do



1. Watch while **I** demonstrate it...
2. Then **we** will all do it together step-by-step...
3. Then **you** do it on your own...

Tips for sanity



EYES ON ME

- Ask 3 before me

Establish a login procedure +
Where to keep their username
and password safely

- Teach students that **“Shark jaw”** – means to partially close the computer half way.
- **Get up and move around the room** frequently, monitoring their screens, asking or answering questions, guiding their use of the technologies to stay on task.

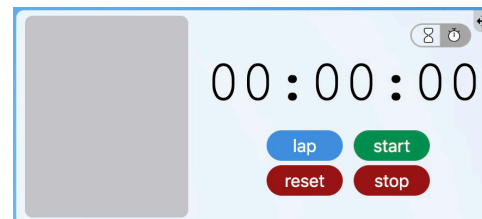
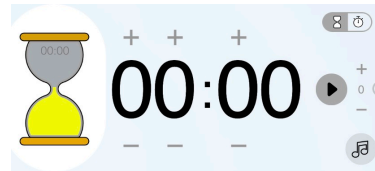


Timers? Yes!



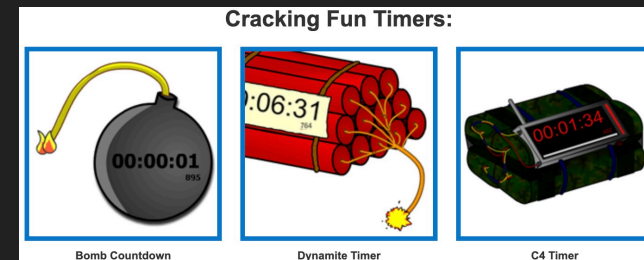
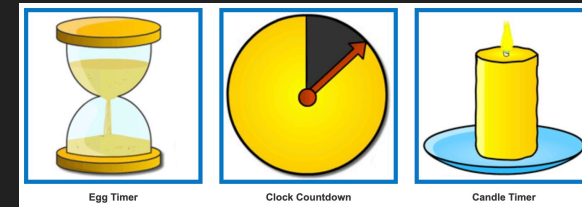
○ [Classroom screen](#) website for yourself or students –

○ [Classroomscreen.com](#)



Classroom Timers and Fun Timers

○ <https://www.online-stopwatch.com/classroom-timers/>



Timers with built-in Pomodoro Breaks

- At the beginning of each day select the tasks you need to complete and put them on a to-do list.
- Start working.
- Start the Pomodoro timer.
- Work until the Pomodoro rings.
- Take a short break (three-five minutes).
- Keep on working, Pomodoro after Pomodoro, until the task at hand is finished. Every four Pomodoros take a longer break, (15–30 minutes).

Why not try
The Pomodoro Technique?!

<https://youtu.be/ykMzzZolhdk>

[How to use the Pomodoro Technique
Youtube video](#)

[30 minute Pomodoro Study Timer
with Classical Music](#)

Working With Partners




- Work with Partners with complementary abilities or skills levels
- Refer to a poster or set of expectations for collaboration
- Have them reflect on what went well and what could be improved
- Teach them how share and work on a document together
- Identify behaviors that are supportive of working with a partner
- Discuss roles, feedback, and the valuing of the ideas and opinions of others

Small groups




- Students number off 1-2-3-4
- Then call the 1's and teach them something to teach the others in their group
- Can teach each set of numbered students a different technology skill to share and show the others.



Lost or in 'need of assistance' ?



- Have one or more students that are tech helpers
- Use the Colored cups or a signal system (flags, colored index cards...)
 - Supply the cups at each seat, students put green on top unless help is needed.
 - Red on top means need help
 - Yellow on top need 'helper' student or lost their way
 - Green on top all is well
- Ask 3 before me to clarify or repeat directions



Teaching Strategies and Tips for the Digital Age Classroom

- Assembled by Carolyn McCarthy for REMC.org
- <https://www.remc.org/professionallearning/>
- <https://www.remc.org/21Things4Students/>

